



access
SMART SAFEGUARDING

PROFENSA

Professional Safety Fence

**MATERIAL HANDLING AND
LOGISTICS GUARD SYSTEMS**

ANTI-COLLAPSE AND WAREHOUSE PARTITIONING FENCES

SI S.MA. Anti-Collapse Panels

Access supplies both modular and customised anti-collapse panels and mesh-walls. The exclusive design of its fixing kits allows the connection to any type of profile/shelf with no limitation in size, either height or width.

The anti-collapse panels prevent accidental falls of objects from shelves and unauthorised access to storage areas.

Guards in electro-welded mesh size 60x80x3 mm, Squared tubular frame 20x20x1,5 mm, Available colour range: Ral 1018, 9005.

Height (mm)	Width (mm)
1500	2250
1000	2250

Quadra System - Square mesh guard systems

Quadra modular guard fencing system is made of electro-welded square mesh. Vertical mesh is fitted on the outer side of the panel to prevent climbing as per ISO 14120 requirements. This system can be applied to situations in which the risk of impact is likely to originate from within the danger area (annex d3, ISO 14120) and has its matching fixing screws 14120.

Mesh 40x40x3 mm. Tubular frame 20x20 mm with transom 20x20 mm. Available colour range: Ral 1018, 9005, 7035.



MESH AND GRATING RACK FOR SHELVES

Mesh rack for shelves

The mesh rack prevents pallet and other packaging from falling from shelves and simplifies the sprinklers of the fire extinguishing systems thanks to the gaps in the mesh.




Grating rack for shelves

Long experience in the field of shelving products has led Access to design an innovative pressed grating solution which is able to maintain equal load capacity at a 25% lesser weight, with a max 20 mm thickness and a perfect blocking to mounting brackets without fixing accessories. The hot zinc coating guarantees long-life, up to 10 years with no-maintenance even in outdoor applications.

STANDARD TECHNICAL DATA


Width	800, 1090, 1340 mm
Depth	1000, 1050, 1100, 1200 mm
Workload	800, 1000, 1500 kg (uniformly distributed)
Wire diameter	4.5 mm
Mesh aperture	50x100 mm
Support size	1.5 mm
Finishing gloss zinc	



Suitable for any specific requirement. Each standard feature of the mesh rack can be modified in order to provide a specific solution which perfectly meets demands in terms of size, workload and finishing.



GRATING RACK FOR SHELVES



SISMA STRONG



SISMA ECONOMY

MESH RACK FOR SHELVES

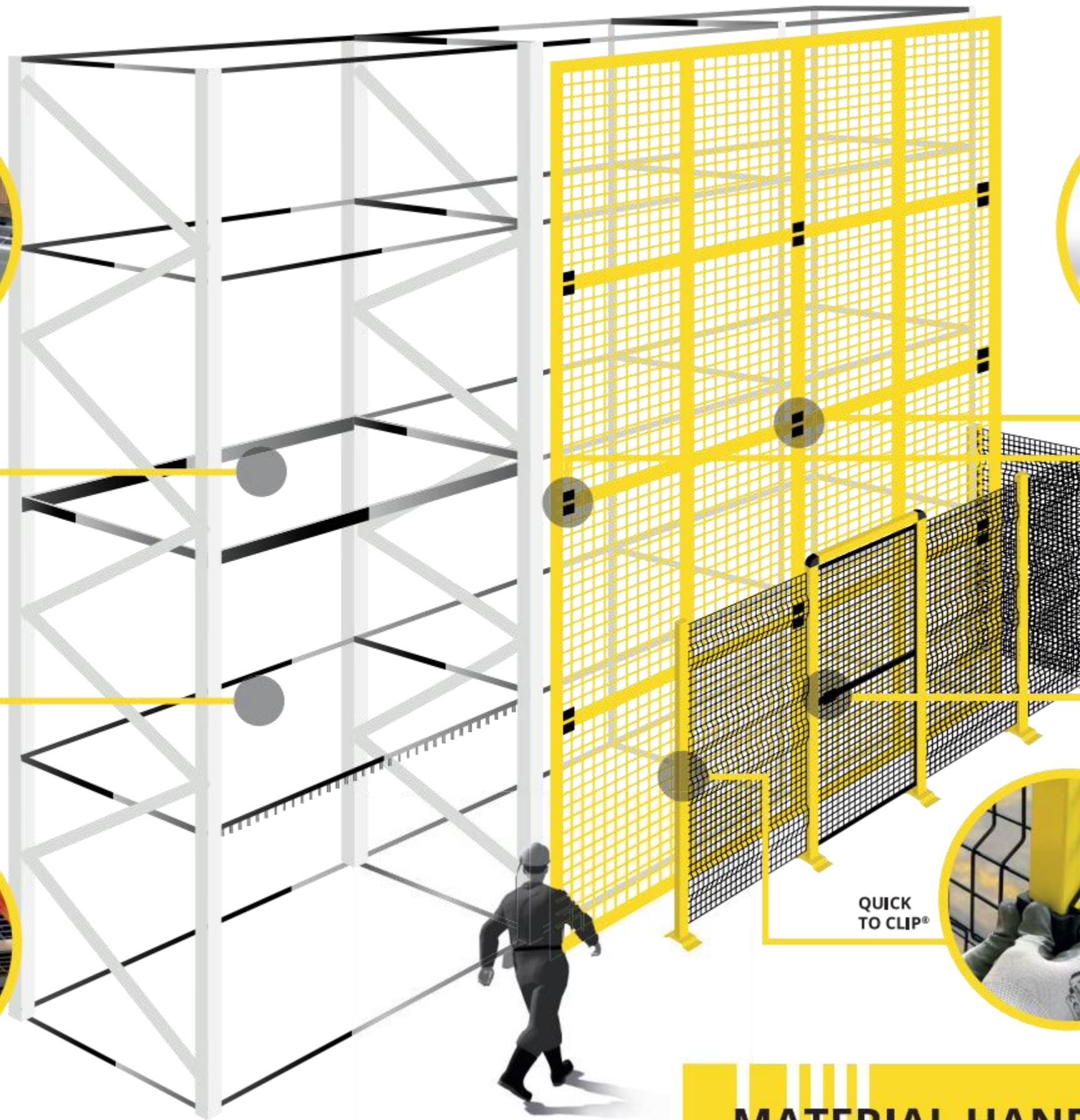


LOCKING SYSTEM

QUICK TO CLIP®



CAPTIVE SCREW



MATERIAL HANDLING AND LOGISTICS GUARD SYSTEMS



ACCESS S.r.l.

Headquarter

Via Provinciale 56, 56 - 23879 Verderio (LC) - Italy

Field office

Via San Francesco d'Assisi, 16 - 23899 Robbiate (LC) - Italy

Phone +39 039 95 15 951

Fax +39 039 51 32 57

info@accessafe.eu

Distributed by



Profensa BV

www.profensa.be

+32 473 791160 | joris@profensa.be

+32 477 239641 | yves@profensa.be

info@profensa.be

